



**USRowing Referee Task Force**

**Survey Results**

**October, 2010**

## USRowing Referee Survey

### 1. When you choose to participate in a regatta as a referee, which considerations are most/least important?

	Very important	Important	Moderately Important	Of Little Importance	Unimportant	N/A	Rating Average	Response Count
Regatta location	33.6% (101)	<b>41.9% (126)</b>	19.6% (59)	3.7% (11)	1.3% (4)	0.0% (0)	1.97	301
Regatta duration	11.0% (33)	<b>34.2% (103)</b>	31.6% (95)	15.9% (48)	7.0% (21)	0.3% (1)	2.74	301
Attending referees	7.0% (21)	19.9% (60)	<b>34.6% (104)</b>	24.9% (75)	13.0% (39)	0.7% (2)	3.17	301
Chief referee	25.6% (77)	<b>33.2% (100)</b>	21.3% (64)	12.6% (38)	7.0% (21)	0.3% (1)	2.42	301
Local Organizing Committee (LOC)	11.0% (33)	<b>32.2% (97)</b>	30.9% (93)	19.6% (59)	5.6% (17)	0.7% (2)	2.77	301
USRowing registered regatta	15.0% (45)	25.2% (76)	<b>28.2% (85)</b>	16.6% (50)	14.6% (44)	0.3% (1)	2.91	301
Regatta prestige	1.7% (5)	6.0% (18)	18.9% (57)	<b>44.9% (135)</b>	27.6% (83)	1.0% (3)	3.92	301
Out-of-pocket expenses	22.3% (67)	28.9% (87)	<b>30.6% (92)</b>	13.3% (40)	4.3% (13)	0.7% (2)	2.48	301
							Comments:	93
							<b>answered question</b>	<b>301</b>
							<b>skipped question</b>	<b>1</b>

## 2. Rate the following in terms of your experience at regattas:

	1 (Too Little)	2	3 (Just Right)	4	5 (Too Much)	N/A	Response Count
Work time	0.3% (1)	1.7% (5)	<b>44.0% (132)</b>	40.0% (120)	11.3% (34)	2.7% (8)	300
Break time	18.1% (54)	<b>40.8% (122)</b>	33.4% (100)	2.7% (8)	1.3% (4)	3.7% (11)	299
Break availability	20.3% (60)	<b>39.2% (116)</b>	34.1% (101)	1.7% (5)	0.7% (2)	4.1% (12)	296
Food	3.3% (10)	33.7% (101)	<b>57.0% (171)</b>	2.3% (7)	0.0% (0)	3.7% (11)	300
Beverages	4.7% (14)	26.1% (78)	<b>60.2% (180)</b>	6.4% (19)	0.0% (0)	2.7% (8)	299
Gratitude	4.7% (14)	20.5% (61)	<b>53.0% (158)</b>	16.8% (50)	1.0% (3)	4.0% (12)	298
Stipend	20.5% (61)	30.0% (89)	<b>30.6% (91)</b>	1.7% (5)	0.3% (1)	16.8% (50)	297
						Comments:	108
						<b>answered question</b>	<b>301</b>
						<b>skipped question</b>	<b>1</b>


### 3. Rate your interactions with USRowing:

	1 (Too Little/Unsatisfactory)	2	3 (Just Right)	4	5 (Too Much/Satisfactory)	N/A	Response Count
Staff	9.0% (27)	20.9% (63)	<b>46.2% (139)</b>	4.7% (14)	4.3% (13)	15.0% (45)	301
Board	17.9% (54)	20.6% (62)	24.6% (74)	3.0% (9)	0.7% (2)	<b>33.2% (100)</b>	301
Referee Committee	8.7% (26)	28.4% (85)	<b>35.8% (107)</b>	5.7% (17)	2.7% (8)	18.7% (56)	299
Regional Referee Representative	8.7% (26)	13.1% (39)	<b>53.4% (159)</b>	8.7% (26)	10.4% (31)	5.7% (17)	298
Clinicians in your region	8.0% (24)	15.3% (46)	<b>52.3% (157)</b>	13.0% (39)	8.0% (24)	3.3% (10)	300
Other referees around the country	5.7% (17)	27.9% (83)	<b>43.1% (128)</b>	11.8% (35)	3.4% (10)	8.1% (24)	297
						Comments:	81
						<b>answered question</b>	<b>301</b>
						<b>skipped question</b>	<b>1</b>

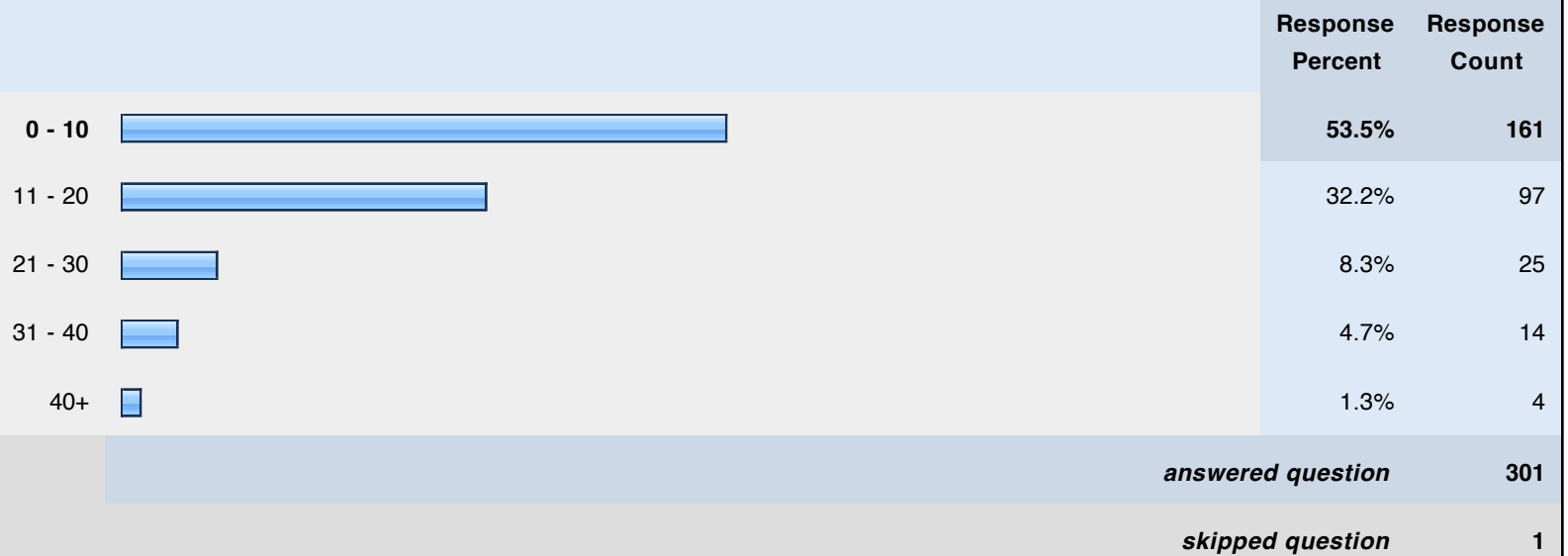
#### 4. Rate your educational experience in the following situations:

	1 (Unsatisfactory)	2	3 (Neutral)	4	5 (Satisfactory)	N/A	Response Count
As a candidate	3.0% (9)	3.0% (9)	13.6% (41)	18.6% (56)	<b>55.5% (167)</b>	6.3% (19)	301
As an assistant referee	1.0% (3)	4.0% (12)	9.0% (27)	20.7% (62)	<b>58.5% (175)</b>	6.7% (20)	299
As a fully licensed referee	1.0% (3)	1.4% (4)	9.9% (29)	11.9% (35)	37.8% (111)	<b>38.1% (112)</b>	294
As a clinician	1.4% (4)	3.8% (11)	7.5% (22)	6.8% (20)	11.9% (35)	<b>68.6% (201)</b>	293
As a Referee College attendee	1.0% (3)	1.0% (3)	5.4% (16)	6.5% (19)	32.0% (94)	<b>54.1% (159)</b>	294
At a championship regatta	1.7% (5)	2.0% (6)	15.9% (47)	18.0% (53)	<b>44.1% (130)</b>	18.3% (54)	295
At a registered regatta	0.7% (2)	1.7% (5)	24.0% (71)	19.9% (59)	<b>50.7% (150)</b>	3.0% (9)	296
At a non-registered regatta	1.0% (3)	6.1% (18)	22.9% (67)	16.4% (48)	<b>33.8% (99)</b>	19.8% (58)	293
During the off season	5.8% (17)	13.0% (38)	<b>34.5% (101)</b>	9.6% (28)	22.2% (65)	15.0% (44)	293
						Comments:	77
						<b>answered question</b>	<b>301</b>
						<b>skipped question</b>	<b>1</b>

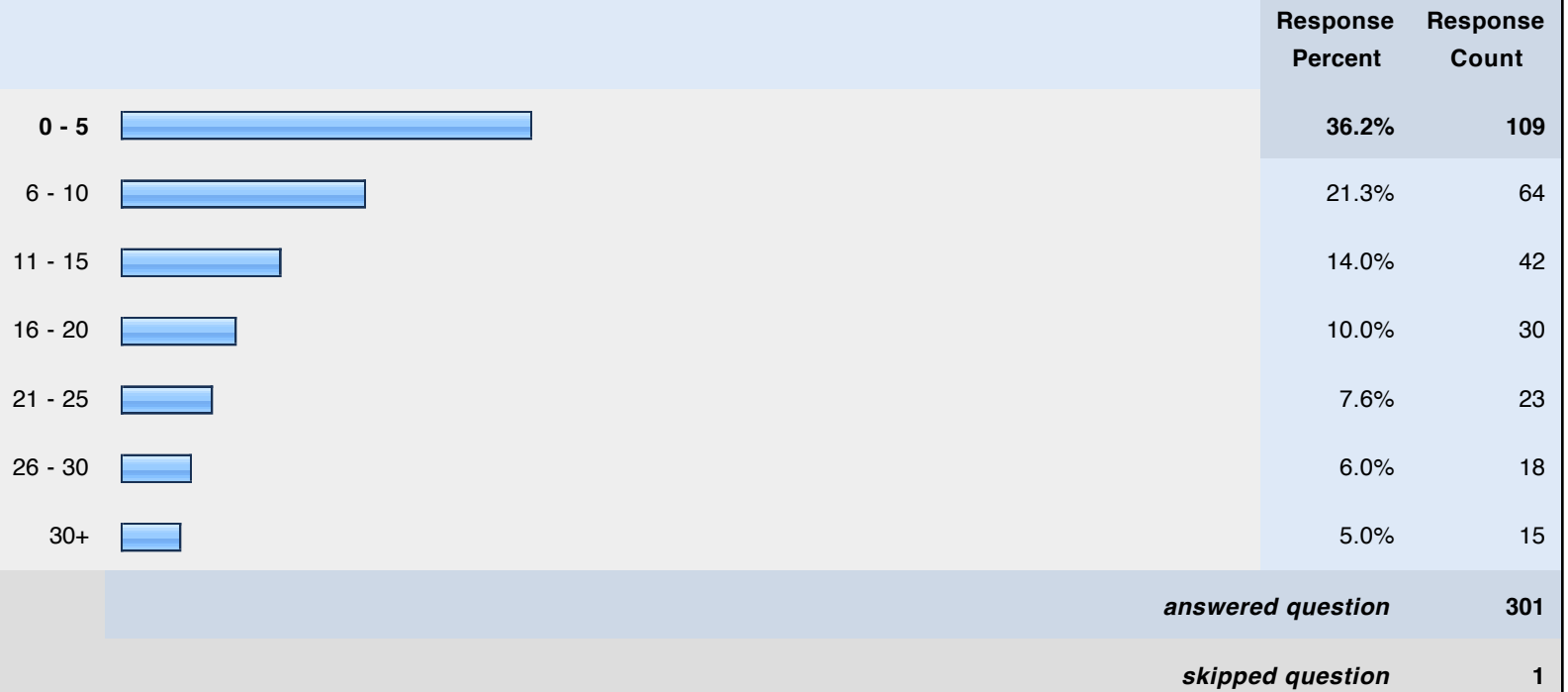
## 5. What is your rank?









## 6. How many regatta days did you work last year:



## 7. How many years have you been officiating?










## 8. What is your age?









		Response Percent	Response Count
18 - 25		1.7%	5
26 - 35		7.1%	21
36 - 45		9.9%	29
46 - 55		29.9%	88
<b>56 - 65</b>		<b>35.0%</b>	<b>103</b>
65+		16.3%	48
<i>answered question</i>			<b>294</b>
<i>skipped question</i>			<b>8</b>
















## 9. What region are you from?

	Response Percent	Response Count
Northwest 	5.3%	16
Southwest 	13.3%	40
<b>Mid-Atlantic</b> 	<b>33.2%</b>	<b>100</b>
Northeast 	14.6%	44
Midwest 	13.0%	39
Southeast 	16.9%	51
Prefer not to answer 	3.7%	11
<b><i>answered question</i></b>		<b>301</b>
<b><i>skipped question</i></b>		<b>1</b>

**10. About how much do you spend out-of-pocket to officiate each year (e.g. travel, lodging, equipment, uniform/attire, pet/child care, food, etc.)?**

		Response Percent	Response Count
\$0 - \$100		5.7%	17
\$100 - \$250		15.8%	47
\$250 - \$500		22.9%	68
<b>\$500 - \$1,000</b>		<b>26.6%</b>	<b>79</b>
\$1,000 - \$1,500		12.1%	36
\$1,500 - \$2,000		6.7%	20
\$2,000 - \$2,500		2.7%	8
\$2,500+		7.4%	22
<b>answered question</b>			<b>297</b>
<b>skipped question</b>			<b>5</b>

## 11. What topics would you like to learn more about (chose all that apply):

		Response Percent	Response Count
Application of rules		62.0%	163
Referee protocol		58.2%	153
Recruiting		15.6%	41
How to become a clinician		17.5%	46
FISA		18.6%	49
Lessons learned		59.7%	157
How do I become more involved with the referee corp?		20.2%	53
How do I get more involved with USRowing?		17.9%	47
Board initiatives		20.2%	53
Junior/Youth athlete issues		33.8%	89
Masters athlete issues		27.8%	73
Collegiate athlete issues		31.2%	82
National team athlete issues		18.6%	49
<b>answered question</b>			<b>263</b>
<b>skipped question</b>			<b>39</b>